

PRODUCT INFORMATION PACKET

Model No: 5KH35JNA231
Catalog No: H674
1/3, 1725, DP, 48, 1/60/115
Open Drip Proof (ODP)



Regal and Marathon are trademarks of Regal Beloit Corporation or one of its affiliated companies.
©2018 Regal Beloit Corporation, All Rights Reserved. MC017097E



Product Information Packet: Model No: 5KH35JNA231, Catalog No:H674 1/3,1725,DP,48,1/60/115


Nameplate Specifications

Output HP	1/3 Hp	Output KW	0.25 kW
Frequency	60 Hz	Voltage	115 V
Current	6.6 A	Speed	1725 rpm
Service Factor	1	Phase	1
Efficiency	57.5 %	Duty	Continuous
Insulation Class	B	KVA Code	R
Frame	48	Enclosure	Drip Proof
Overload Protector	N/R	Ambient Temperature	40 °C
Drive End Bearing Size	6203	Opp Drive End Bearing Size	6203
UL	Recognized	CSA	Yes
CE	N		

Technical Specifications

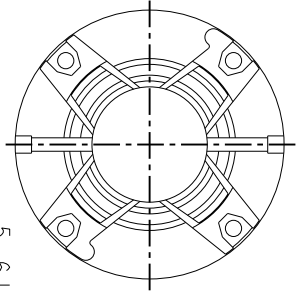
Electrical Type	Split Phase	Starting Method	SM
Poles	4	Rotation	Counterclockwise/Clockwise
Mounting	Resilient Base	Motor Orientation	ANY
Drive End Bearing	BALL	Opp Drive End Bearing	BALL
Frame Material	Rolled Steel	Overall Length	9.57 in
Frame Length	5.79 in	Shaft Diameter	0.5 in
Shaft Extension	1.5 in		
Outline Drawing	52A101739P3	Connection Diagram	52A105377AA

This is an uncontrolled document once printed or downloaded and is subject to change without notice. Date Created: 10/08/2018

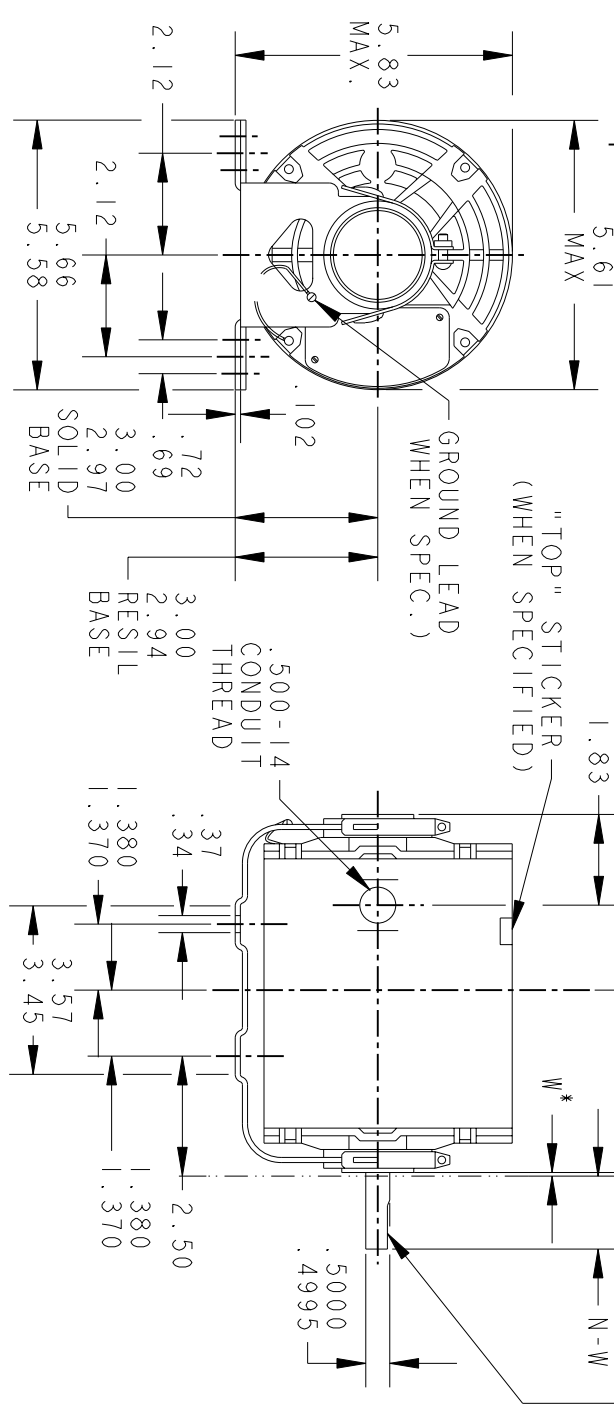


REV.	DESCRIPTION	DATE	APPROVED
10	CHG TO RBC FORMAT PER IS 05-1777	12/15/05	RAJKUMAR

REVISIONS



VIEW SHOWING
PE VENTILATION
OPENINGS



*W IS A CLEARANCE DUE TO VARIATION IN PARTS & ASSEMBLY.

9	KH	32	48Z	9.05	1.50	3.59	1.625	1.77/1.53
8	KH	33	48Z	9.57	1.54	3.84	1.88	2.01/1.79
7	KH	33	48Z	10.19	2.16	3.84	2.50	2.61/2.41
6	KH	32	48Z	9.94	2.16	3.59	2.50	2.61/2.41
5	KH	38	48	11.00	1.16	5.65	1.50	1.63/1.41
4	KH	36	48	10.00	1.16	4.65	1.50	1.63/1.41
3	KH	35	48	9.57	1.16	4.22	1.50	1.63/1.41
2	KH	33	48	9.19	1.16	3.84	1.50	1.63/1.41
1	KH	32	48	8.94	1.16	3.59	1.50	1.63/1.41

PT	TYPE	GE SIZE	NEMA FR	C	K	L	N	N-W
----	------	---------	---------	---	---	---	---	-----

SIGNATURES DATE




REGAL-BELOLT CORPORATION

TITLE OUTLINE

FORM N- GENERAL PURPOSE MOTOR- DRIP PROOF- SOLID
OR RESIL BASE- BALL OR SLEEVE BEARING

FOR ADDITIONAL INFO REFER TO:	MFG	
APPLIED PRACTICES	QUALITY	
DIMENSIONS ARE IN INCHES	ISSUED	AAU
MATERIAL	SOLID MODEL: 52A101739	

SCALE: 0.250	REF. No.:	
SIZE DRAWING	A	
REV	52A101739	10
SHEET	1 of 1	



THIRD ANGLE PROJECTION

REVISIONS

REV.	DESCRIPTION	DATE	APPROVED
1	UPDATED FORMAT	11/10/05	MAM

EITHER ROTATION - SINGLE VOLTAGE
TYPE KC, OR KH



NOTE #1 - TO REVERSE ROTATION INTERCHANGE BLACK (T5-KH OR J9-KC) AND RED (T8) LEADS.

NOTE #2 - WHEN MORE THAN ONE CAPACITOR IS USED CONNECT IN PARALLEL.

REF. DIAG. - 121A850		SWITCH (C) - 115D958AB	
CONNECTION LABEL - 52X332047			
REGAL-BEVOLT CORPORATION			
CONNECTION DIAGRAM			
FME: 30 FRAME SWITCH REDESIGN			
M.F.G			
CHECKED			
ENGRG			
QUALITY			
ISSUED		M.D.P. 06/29/87	
MATERIAL		SOLID MODEL: 52A105377AA	
FOR ADDITIONAL INFO REFER TO:		SCALE: 1.000 REF. No: .	
APPLIED PRACTICES		SIZE DRAWING A	
DIMENSIONS ARE IN INCHES		REV 1	
		SHEET 1 of 1	